



Premium Preparation
1800 mm Cupboard Sink for Dishwasher
with 2 Bowls & Right Drainer

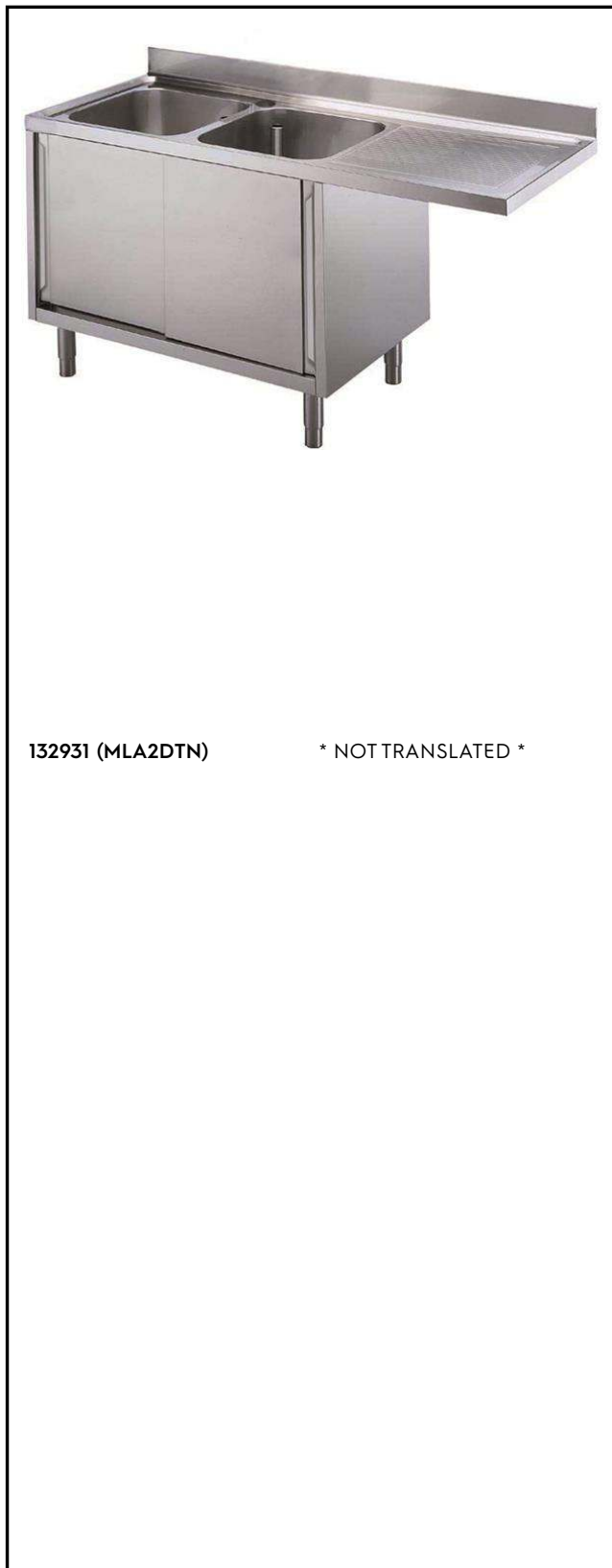
ITEM # _____

MODEL # _____

NAME # _____

SIS # _____

AIA # _____



132931 (MLA2DTN)

* NOT TRANSLATED *

Main Features

- Sturdiness, stability and reliability of table accurately tested.

Construction

- Constructed entirely in stainless steel to offer maximum durability.
- 50 mm worktop in 304 AISI stainless steel with upturned edges, incorporates an 18 mm layer of sound deadening material.
- Reinforced side and base panel in 304 AISI stainless steel.
- 304 AISI stainless steel feet, 200 mm high and 54 mm in diameter, adjustable by -50/+30 mm.
- Bottom part of drain left free to house an undercounter dishwasher.
- Wide range of taps are available to suit every need.
- Inner welded frame in stainless steel to guarantee superior strength and stability.
- Sturdy sound-deadened sliding doors on tracks located flush to the front of the frame.
- Easy access to the cupboard interior on all lengths guaranteed by the use of only 2 doors.
- Drainage area suitable for drying operations
- 100 mm upstand with 10 mm radiused corner and 13 mm deep, designed to be used against a wall.

Optional Accessories

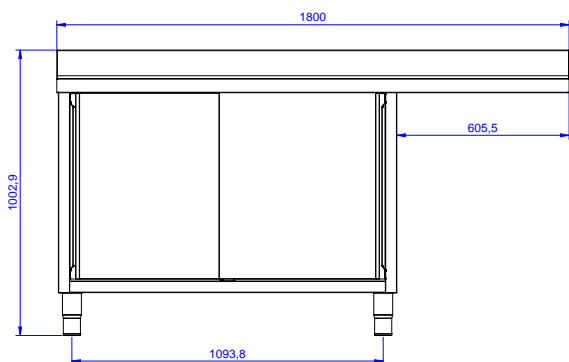
- - NOT TRANSLATED - PNC 855299 ☐
- Elbow operated mixer tap with PNC 855322 ☐
spout 3/4", single hole
- Elbow operated mixer tap with PNC 855323 ☐
short spout 3/4", single hole
- Foot operated mixer tap (hot and cold) with spout 3/4" PNC 855328 ☐
- Single plastic drain syphon 2" PNC 895313 ☐

APPROVAL: _____

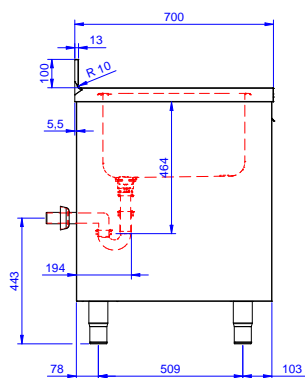


Experience the Excellence
www.electroluxprofessional.com

Front

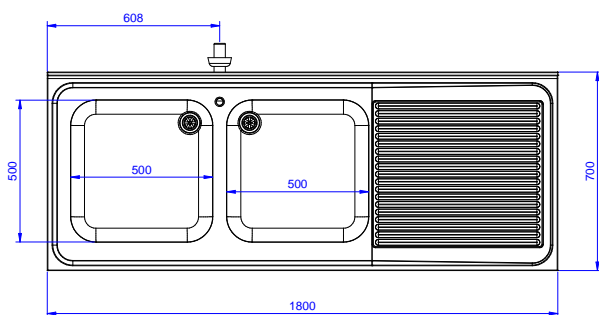


Side



D = Drain

Top



Drain:

Drainer position: Right to left

Key Information:

Cabinet width:	1745 mm
Cabinet depth:	645 mm
Cabinet height:	385 mm
External dimensions, Width:	1800 mm
External dimensions, Depth:	700 mm
External dimensions, Height:	1000 mm
Upstand Dimensions, Height:	100 mm
Upstand Dimensions, Depth:	13 mm
Upstand Dimensions, Radius:	R=10
Bowls number	2
Bowl dimensions	500x500xH300
Number and type of doors:	2 Sliding
Worktop thickness:	50 mm
Net weight:	60 kg